

ESMIG^{TIPS}

ESMIG Portal and Connectivity Models

TIPS Contact Group #9

Summary

1. Introduction
2. ESMIG Portal
3. Connectivity to the Market Infrastructure Services

Introduction

ESMIG at a glance

- ESMIG is a single service providing network connectivity and a messaging interface to the different market infrastructures of the Eurosystem
- ESMIG is a common component that multiple Market Infrastructure Services and Back-Office Applications will use; e.g. T2, T2S, TIPS and ECMS
- It reduces operational complexity for both market participants and Eurosystem; it centralises different networks, harmonises protocols, graphical interfaces and certificates management
- Participants to different Market Infrastructure Services and Back-Office Applications access their respective systems through a common platform which is aggregating - and thus masking - all their diversities

ESMIG from a logical point of view

- ESMIG is composed by multiple layers, each one supporting specific services:
 - Network connectivity services
 - Security services
 - U2A services
 - A2A network services
 - A2A message/file services
- ESMIG is based on a catalogue of services concept
- The different platforms (T2 / T2S / TIPS / ECMS) can require different set of ESMIG services
- Platforms are different from each other (i.e. CLM / RTGS / ECMS / T2S use DEP protocol, while TIPS does not). ESMIG is aggregating differences, harmonising them

ESMIG Portal

ESMIG Portal – Overview (1/2)

- Users of TIPS Actors belonging to the appropriate Closed Group of Users, defined and enforced at NSP level, can communicate in U2A mode via a web-based graphical user interface (GUI)
- The ESMIG portal is the initial page that ensures proper routing to the web applications according to the user's access rights profile
- Each application is linked one-to-one to a special system privileges (stored in CRDM^{TIPS}) :
 - E.g., TIPS_Access, DMT_Access, CRDM_Access
- When a DN is authenticated by the Identity Access Manager the ESMIG Portal shows:
 - The list of services the user is authorised to access, and
 - The list of logical users linked to the user's DN, segregated by service
- After the selection of service and logical user, the person is redirected to the selected web application

ESMIG Portal – Overview (2/2)

- The deployment of ESMIG functionalities required for TIPS has been anticipated
- The ESMIG Portal, during the interim period (i.e. from 30th November 2018 to the CSLD Go-Live), provides U2A access to a sub-set of Market Infrastructure Services and Applications

Interim period (Nov 2018-Nov 2021)	After CSLD Go-Live (Nov 2021)
TIPS GUI	TIPS GUI
CRDM ^{TIPS} GUI	CRDM GUI(*)
DMT ^{TIPS} Application	DMT ^{TIPS} Application
	RTGS GUI
	CLM GUI
	ECMS GUI (starting from 2022)

(*) As for T2S, the use of ESMIG Portal could be bound by the NSP appointed in the new VAN license.

ESMIG^{TIPS} Portal – Enabled services

The screenshot shows the ESMIG^{TIPS} Portal interface. At the top left is the 'target services' logo. At the top right, a user greeting reads 'Welcome DIMARTINA ANDREA | 2018-08-01 13:03' and the system status is 'Stage: EAT | Version 0.1.0'. The main header area features a cityscape background with the text 'Services List' and the instruction 'Choose an Application and your System User Reference'. Below this is a form titled 'Choose an Application' with a blue header. The form contains four radio button options: 'CRDM', 'Data Migration Tool', 'TIPS', and 'TTK Application'. A 'Submit' button is located at the bottom of the form.

target services

Welcome DIMARTINA ANDREA | 2018-08-01 13:03
Stage: EAT | Version 0.1.0

Services List

Choose an Application and your System User Reference

Choose an Application

- CRDM
- Data Migration Tool
- TIPS
- TTK Application

Submit

ESMIG^{TIPS} Portal – Selection of logical users

target SERVICES


Welcome DIMARTINA ANDREA | 2018-08-01 13:03
Stage: EAT | Version 0.1.0

Services List

Choose an Application and your System User Reference

Choose an Application

- CRDM
- Data Migration Tool
- TIPS
- TTK Application

Choose a System User 

- NewN8Admin
- PBBK106HR-Dimartina
- PBHR100_USER_DIMARTINA
- PBHR102_USER_DIMARTINA
- PBHRXXX_USER_DIMARTINA1

Submit

Connectivity to the Market Infrastructure Services A2A/U2A

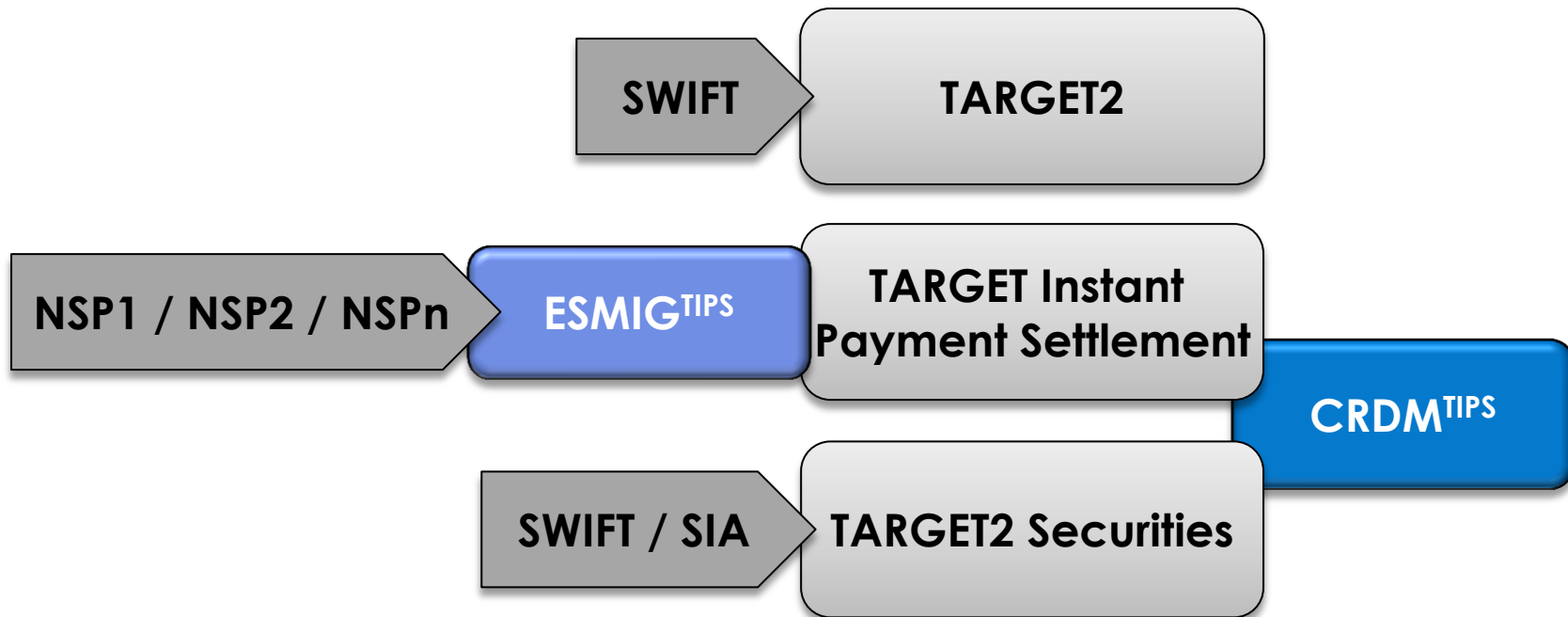
Connectivity model As-Is

- Currently, the access to the existing Market Infrastructure Services is based on the running License Agreements (LAs) in place with the relevant Network Service Providers



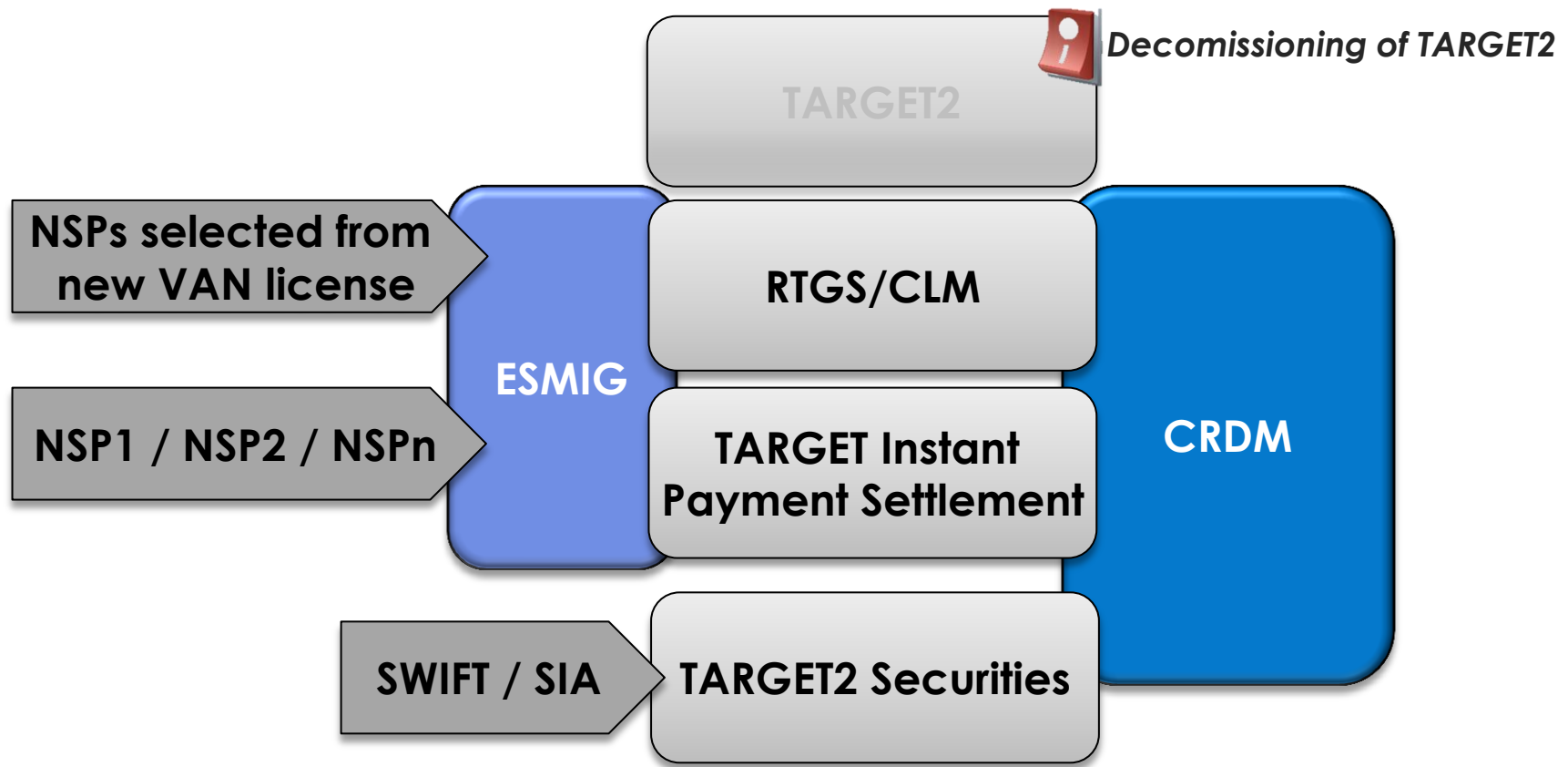
Connectivity model after TIPS Go-Live (Nov 2018)

- As of 30th November 2018, the new NSP LA is introduced for TIPS
- Deployment of common components, initially used only by TIPS



Connectivity model after CSLD Go-Live (Nov 2021)

- As of November 2021, the CSLD project goes live
- Usage of common components is extended to other services



Connectivity model To-Be

Connectivity model in place when:

- CSLD and ECMS Go-Live are completed
- TIPS Connectivity model is replaced
- Current T2S License Agreement is expired

